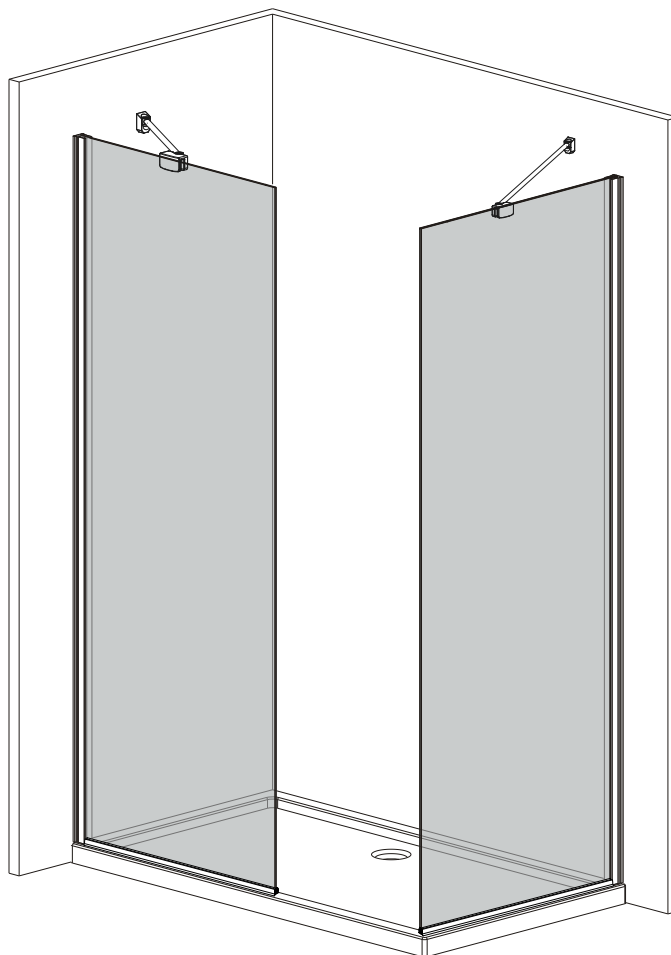


D	Montageanleitung
E	Mounting instructions
HR	Naputci za montažu
SLO	Navodila za montažo
HU	Szerelési útmutató
RO	Instructiuni de montaj
CZ	Montážní návod
SK	Montážní návod
BG	Инструкции за инсталиране
PL	Instrukcja instalacji
GR	Οδηγίες Εγκατάστασης
IT	Istruzioni per l'installazione



Symbol foto



Sanotechnik
Handelsgesellschaft m.b.H.
Industriestraße 5
A-2752 Wöllersdorf
Tel.: 0043/2622/421 93-0
Fax. 0043/2622/421 93-6
Email: office@sanotechnik.at
www.sanotechnik.com



SANOTECHNIK Hungária Kft.
MAGYARORSZÁG
Nagytétényi út 112
H-1222 BUDAPEST
Tel.: (+36 1) 424 06 70
Fax: (+36 1) 424 06 79
info@sanotechnik.hu
www.sanotechnik.com



SC Sanotechnik COM
RUMĂNIEN S.R.L
Tancabesti, DN 1, KM 26,5
Com. Snagov, jud. Ilfov
Tel.: +40 21 350 13 43
Fax: +40 21 350 13 44
office@sanotechnik.ro
www.sanotechnik.com

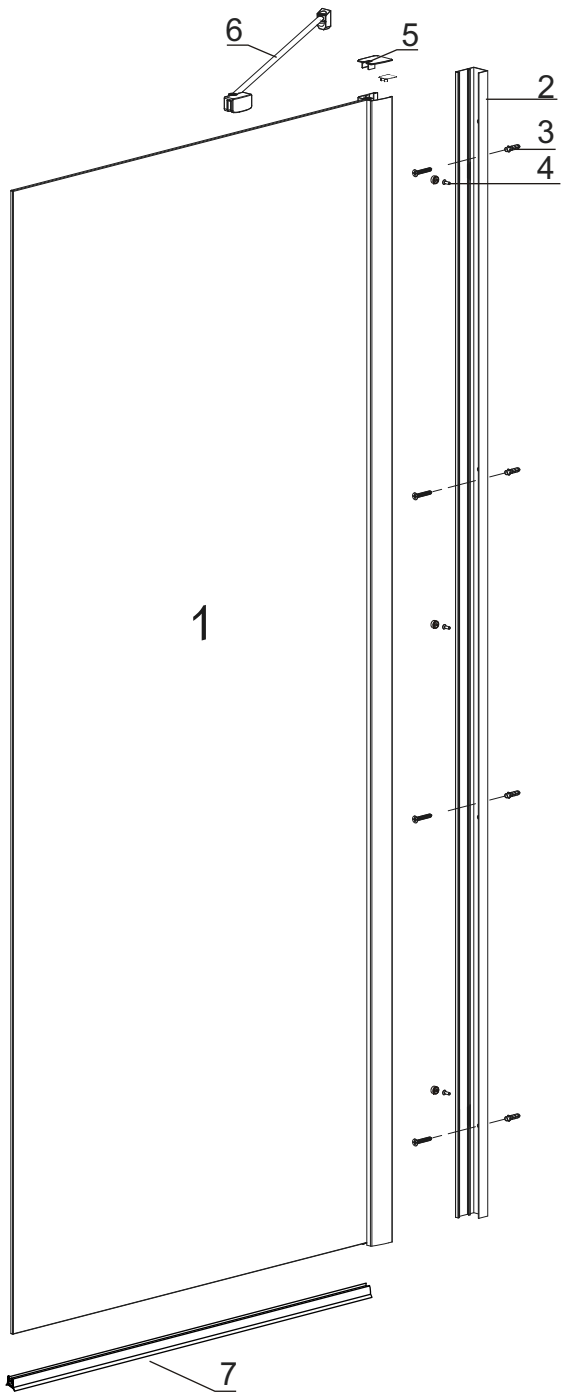


SANOTECHNIK d.o.o.
SLOVENIJA
Stritarjevca ulica 24
SI-2000 MARIBOR
Tel.: +3862/4213350
Fax: +3862/4213358
info@sanotechnik.si
www.sanotechnik.com



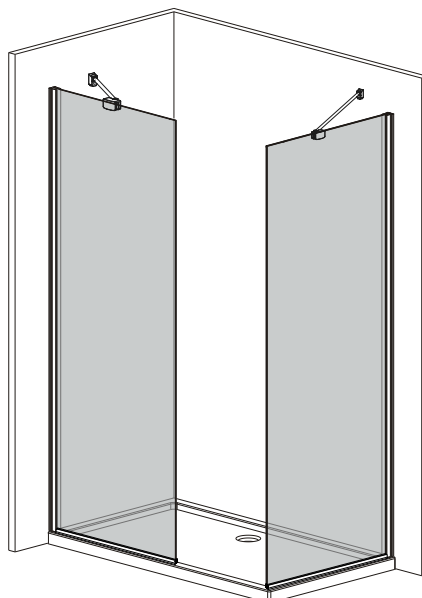
Sanotechnik Bulgaria Ltd.
BULGARIA
3, Georgi Benev St.
BG-4003 Plovdiv
Tel: +359 32 961101
Fax: +359 32 961102
office@sanotechnik.bg
www.sanotechnik.com

◆ Assembly Drawing

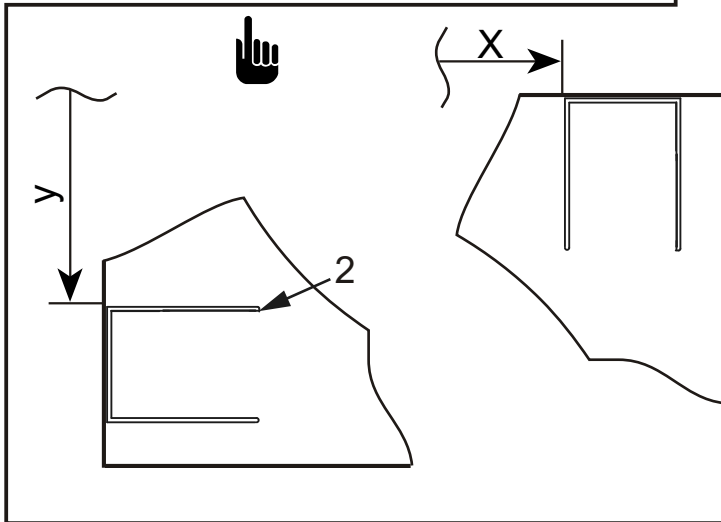
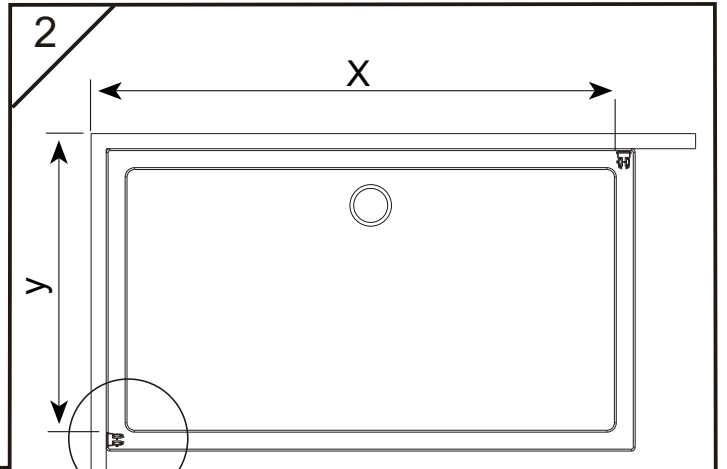
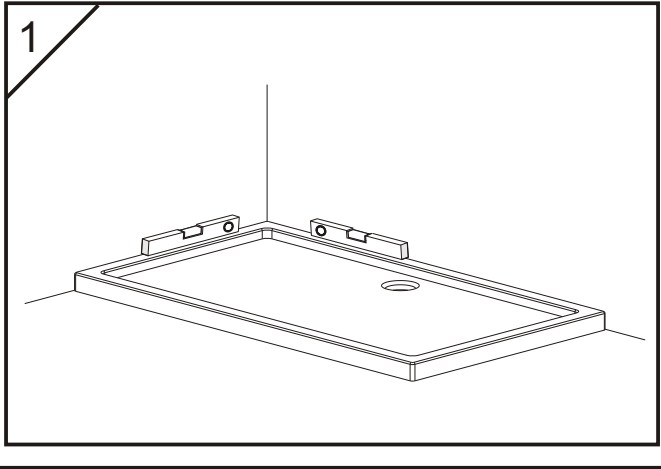
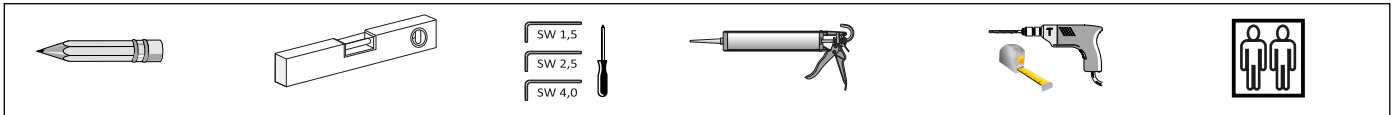


◆ Box Contents

1		X1
2		X1
3		X4
4		X3
5		X1
6		X1
7		X1



◆ Installation Steps



K	1400	1600	1700
X	~1350	~1550	~1650
L	800	900	1000
y	~750	~850	~950

